

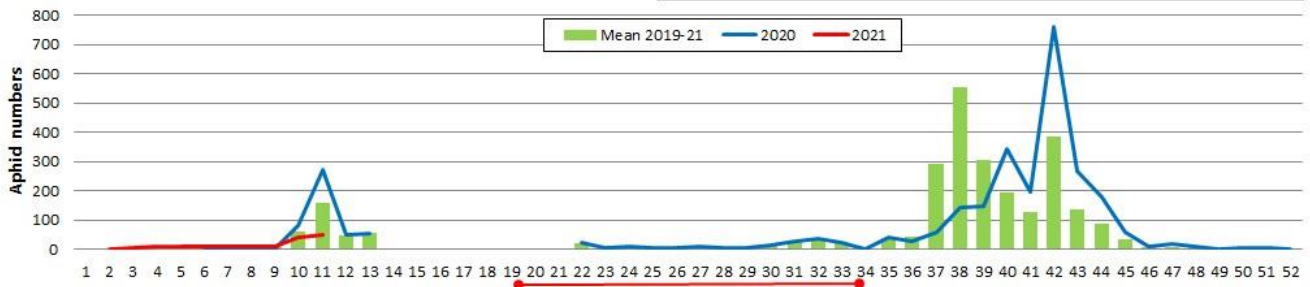
ARC-Small Grain Suction trap aphid numbers 2021
Tygerhoek Week 11

Prepared by Goddy Prinsloo

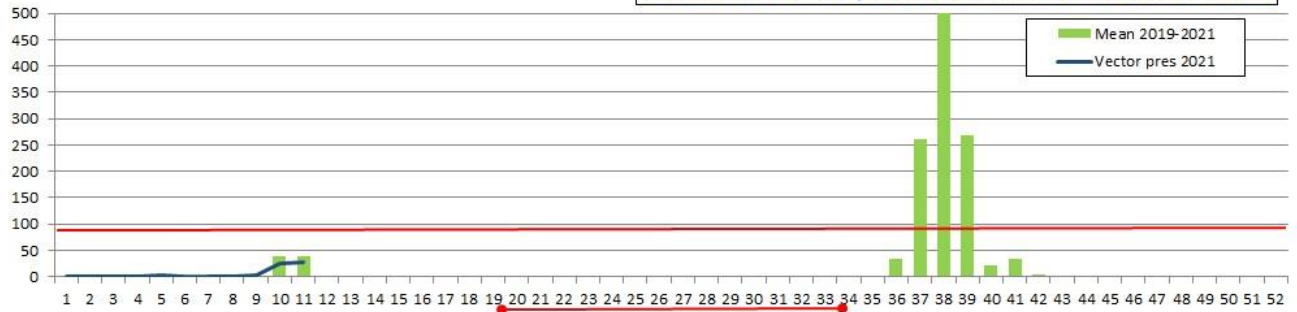


Riviersonderend - Week 11. Trap samples are collected at the beginning of the week and are then sent to a laboratory where the aphids are sorted, identified and counted. All aphids shown in these graphs are able to transmit Barley Yellow Dwarf Virus. Aphid numbers above 100 could indicate possible problems for the specific area, while an illustrative vector pressure of more than 100 could cause serious virus transmission during the wheat growing season. The critical period for BYDV transmission is indicated by a red line beneath the X-axis.

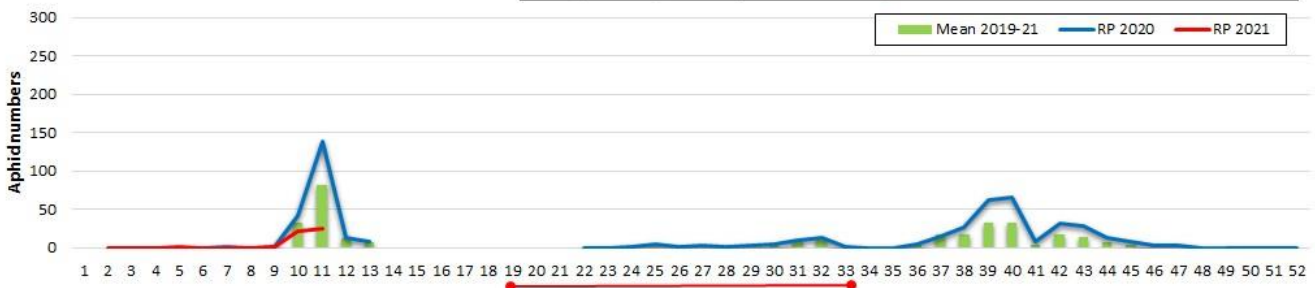
Total potential vectors - Riviersonderend 2019-21



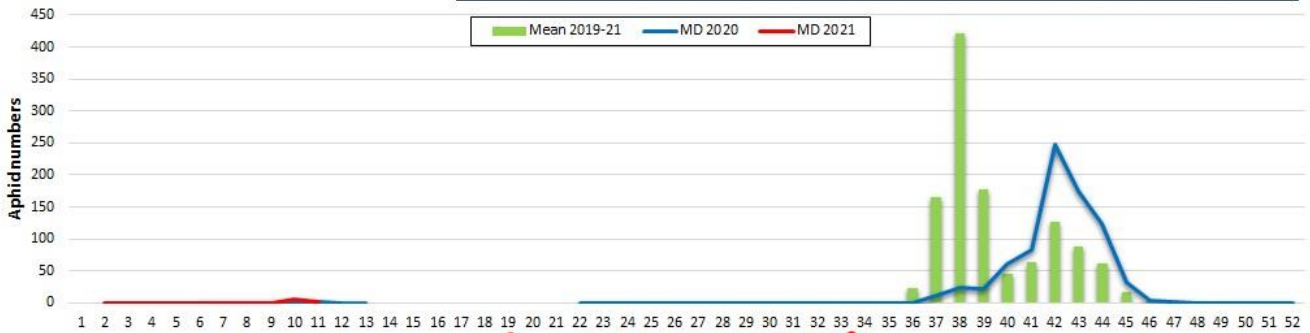
Potential vector pressure Riviersonderend - 2021



Rhopalosiphum padi - oat aphid - Riviersonderend 2019-21



Metopolophium dirhodum - Rose grain aphid - Riviersonderend 2019-21



Sitobion spp - English grain aphid - Riviersonderend 2019-21

